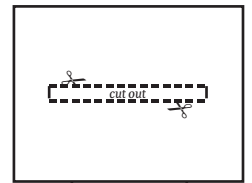


Chopard



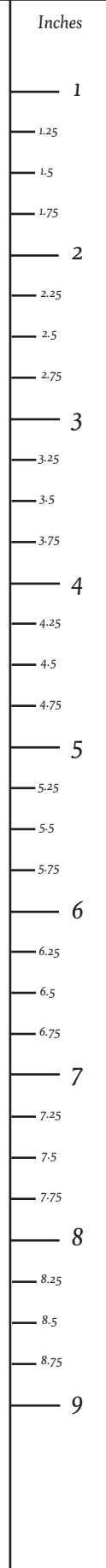
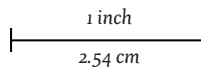
WATCH STRAP AND BRACELET GUIDE

To measure your wrist, simply print this page and cut out the guide. Also cut along the dotted lines to create an opening.

Adjust the guide around your wrist and insert the far end through the opening. Adjust to the desirable fit to determine the correct length. (i.e. 6 1/4 inches).

Before printing, make sure the “page scaling” option is set to “none” in the print dialogue box.

Use a ruler to check that the scale corresponds to the scale of the page.



This Watch Strap and Bracelet Guide is provided as a reference only. Chopard cannot be held responsible for any errors that occur as a result of its use.